

WISEdata Snapshot Preparation - Choice Schools



<https://dpi.wi.gov/wisedata/schools/snapshot-prep>



WISCONSIN DEPARTMENT OF
Public Instruction
Jill K. Underly, PhD, State Superintendent

Last update: Sept 2022

Reporting Deadlines and Snapshots

See the [WISEdata Events](#) page for the most up-to-date information.

- **Summer Data Quality Review - August 2022**
 - 2021-22 Year End Attendance & Completion
- **November 2022 - ~6 weeks prior to snapshot**
 - DPI Data Quality outreach begins

- **Tuesday, December 6, 2022 Snapshot**
 - 2021-22 Year End Attendance & Completion
 - 2022-23 Third Friday of September Enrollment
 - 2022-23 Graduation Requirements
 - 2022-23 Digital Equity Data (recommended, not required)
- **May 2023 Snapshot (*TBD*)**
 - 2022-23 Spring Demographics

Snapshot Purpose

Why We Collect the Data

The snapshots will serve as the permanent data source for certified reporting by DPI. Snapshot data is used for the following:

- Federal reporting, including ESSA
- Public Reporting in the Data Warehouse
- Accountability Report Cards
- Some funding determinations, such as IDEA, high poverty aid, maintenance of effort (MOE), and others.




Data Flow for Snapshot

Data is:

- entered into your vendor tool (SIS)
- pushed to WISEdata and run through data quality checks (validations)
- validated in the system on the day and time of the snapshot, loaded to Data Warehouse, and “snapped” for reporting purposes


Users can use WISEdata Portal validation results to go back to their vendor tool to make corrections and push the corrected data to WISEdata through December 5.





Wisconsin Districts and Schools

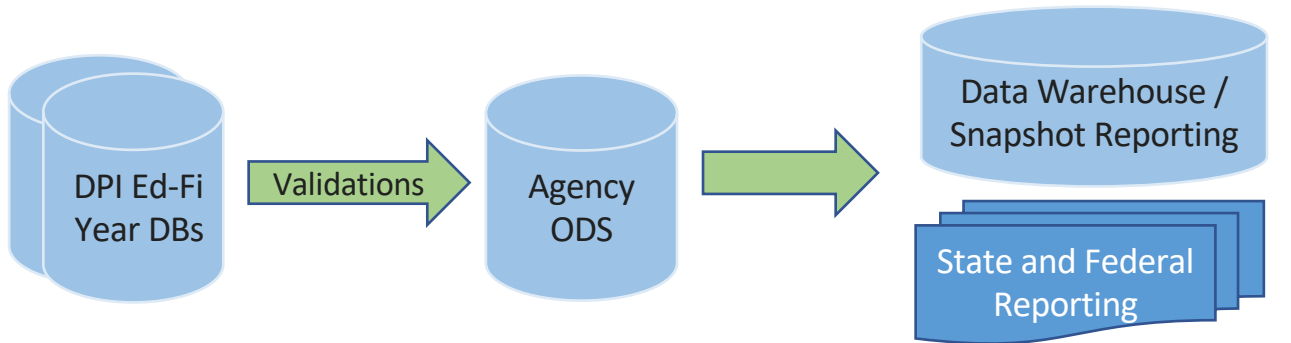
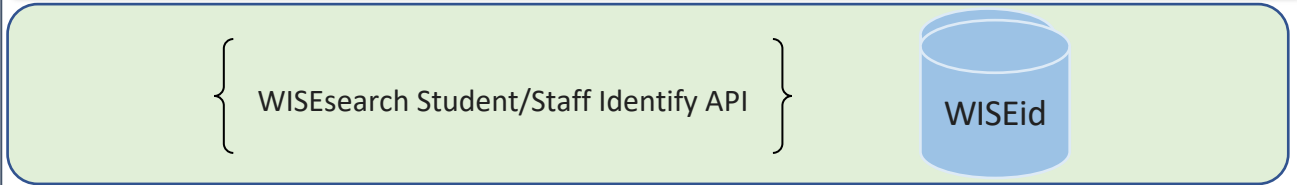
- Student Information System (SIS)
- Special Education Information System
- Behavior & Discipline Systems
- College & Career Readiness Software
- School Finance Management System
- Student Assessment
- Student Immunization



WISCONSIN DEPARTMENT OF Public Instruction

WISE System Applications

WISEdash Public Portal	WISEdash for Districts	WISEdata Portal	WISEadmin	WISEid	WISEstaff	WISEsecure	Ed-Fi Credential*	WISEhome
------------------------------	---------------------------	--------------------	-----------	--------	-----------	------------	----------------------	----------



* Ed-Fi Credential uses the Ed-Fi Tech stack security, not WISEsecure

Goal

All errors should be fixed and warnings either acknowledged or fixed prior to a snapshot to ensure the best possible data for reporting purposes.

Any data with a validation message has the potential to impact the snapshot data and subsequent reporting.



Snapshot Preparation Steps

- **Step 1: Your Vendor System**
- **Step 2: WISEdata Tasks**
- **Step 3: WISEdash Extracts**
- **Step 4: WISEadmin Portal**
- **Step 5: Final Tasks**



Step 1: Your Vendor System

At the beginning of the school year or earlier:

- Ensure the latest version of the SIS platform is installed - we recommend making any changes at least 6 weeks prior to the snapshot.
- Make sure that your **vendor can transmit the required data to DPI for required collections**. Confirm using the [Vendor WISEdata Status](#) webpage.
- Be sure to **attend any vendor provided training** so you are clear on **how to send required data to the DPI** within the vendor tool and basic troubleshooting steps (e.g., full synchronization).



Step 1: Your Vendor System

- **Begin submitting data** from your vendor tool (i.e., SIS) to WISEdata via Ed-Fi.
- **Make sure all needed data is entered into SIS.**
 - Keep non-reporting software products synced.
- **Resolve validation messages, errors, or alerts located in your SIS vendor tool.**
- **Points to remember:**
 - Missing data cannot be validated.



Step 1: Your Vendor System

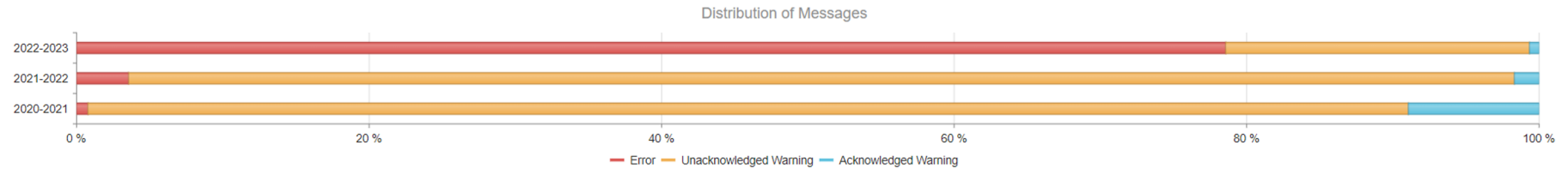
- Review **WISEdata Ed-Fi API Level 1 (L1) errors** using your vendor report, vendor error logs, or the WISEdata Portal Home Page. These errors prevent the data from getting to DPI. If these errors aren't cleared, you will need to request assistance from your vendor. You can find more information about using the WISEdata Portal Home Page features in this [mini tutorial](#).
- **Resolve the WISEdata Ed-Fi API L1 errors in your vendor system and re-submit the data to the WISEdata Ed-Fi API. Repeat as needed.** Correct the data with errors in your vendor system.



Step 1: Your Vendor System

WISEdata Portal - Data Pipeline Status

Validation Message Summary



Step 1: Your Vendor System WISEdata Portal - Data Pipeline Status

Current School Year Transactions:

- “i” = none in past 24 hours
- Green = within past 24 hours and successful
- Red = within past 24 hours with some errors

Data Pipeline Status ⓘ

School Years: 2022 - 2023 2021 - 2022 2020 - 2021

Vendor(s) ⓘ

Vendor / WISEdata Communication Status

This section provides a list of vendors used by your district that you have approved for integration with WISEdata. **The goal is to alert you of the user setting is check / unchecked** (Include API Read (GET) transactions) in last communication date/time, calculations determining green/red

If there are **communication errors** (often called Level 1 validation errors) you will see a red 'x' icon. Click on the vendor box indicating errors has

While much of the data in the drill down is a bit more technical, it can sometimes be obvious as to the issue or it can provide enough informatio

Include API Read (GET) transactions ⓘ

2022 - 2023	Infinite Campus ⊗
Last request to WISEdata Api	9/21/2022 3:21:47 PM
2021 - 2022	Infinite Campus ⊙
Last request to WISEdata Api	9/21/2022 3:15:48 PM
2020 - 2021	Infinite Campus ⊙
Last request to WISEdata Api	9/21/2022 3:15:47 PM



Step 1: Your Vendor System WISEdata Portal - Data Pipeline Status

WISEdata

STEP 1 - WISEdata API

WISEdata API Database - Data Last Received

This section provides boxes for each data 'domain' (e.g. Enrollment, Program (SPED, etc.)) and the date/time we last received data from the vendor(s) responsible for sending that data to WISEdata on behalf of the school or district. Drill in to see the details at a more granular level.

The goal is to alert you if data hasn't been received for that domain within a reasonable period of time based on a setting maintained by the WISEdata DPI. Users will see a green 'checkmark', yellow 'caution' or red 'x' depending on the last time data was received for the specific data domain. Yellow 'caution' or red 'x' states could be the result of a problem with a vendor tool configuration or simply a process issue.

2022 - 2023	Enrollment	Program	Discipline	Roster	Parent
Data Last Received	9/21/2022 3:14:48 PM	9/21/2022 3:18:48 PM	9/21/2022 12:19:50 PM	8/23/2022 1:46:11 PM	9/21/2022 3:06:48 PM
2021 - 2022	Enrollment	Program	Discipline	Roster	Parent
Data Last Received	9/21/2022 2:31:47 PM	9/21/2022 2:47:49 PM	9/13/2022 2:59:44 PM	9/21/2022 8:25:55 AM	9/21/2022 3:06:47 PM
2020 - 2021	Enrollment	Program	Discipline	Roster	
Data Last Received	9/21/2022 3:09:47 PM	9/21/2022 1:57:50 PM	1/18/2022 11:03:19 AM	9/21/2022 8:23:56 AM	

Current School Year Data:

- Green = data ≤ 2 days old
- Red = data > 5 days old



Step 1: Your Vendor System WISEdata Portal - API Error Drill Down

Infinite Campus - 2023 Transactions

Does NOT include API Read (GET) transactions

Transactions in the last 24 Hours

Aggregate Name ↑	HTTP Method ↑	~ Error Count*	~ Success Count*	Date/Time of Last Transaction
▶ DisciplineActions	POST	0	4	9/21/2022 12:19:50 PM
▶ DisciplineActions	PUT	0	4	9/21/2022 12:19:51 PM
▶ disciplineIncidents	POST	0	5	9/21/2022 12:19:50 PM



WISEdata Portal: Data Quality

Filters

School Year

2022 - 2023

School Type

All School Types

Schools 

All Schools

[Reset](#)

Validation Message Summary

ERRORS

1,662

Total data quality validations errors.

[Details](#)

WARNINGS - UNACKNOWLEDGED

439

Total data quality validation unacknowledged warnings.

[Details](#)

% STUDENTS WITH ERRORS OR UNACKNOWLEDGED WARNINGS

12.7%

The percentage of students for the school year with an active validation error or unacknowledged warning.

VALIDATION LAST RUN

9/20/2022 7:55:41 PM

The last time data quality validation ran successfully.

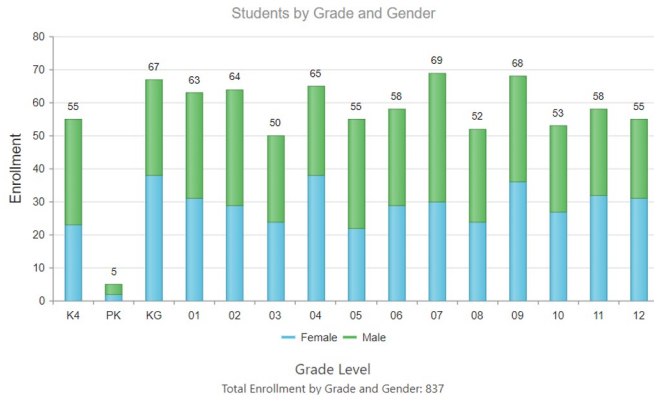


WISEdata Portal: Data Quality Data Quality Indicators

Data Quality Indicators

ENROLLMENTS *CURRENT* ⓘ

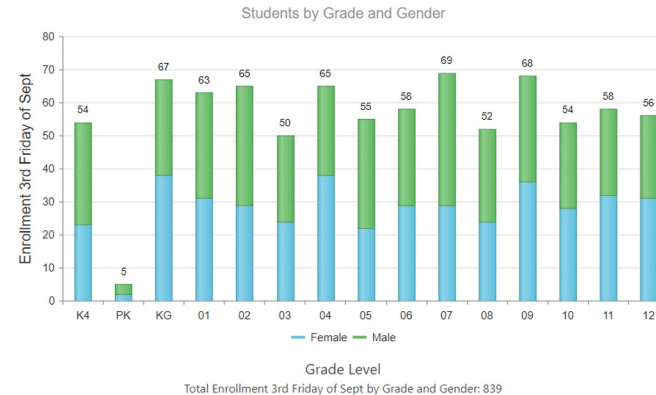
Students by Grade Level and Gender



ENROLLMENT *COUNT DATES* ⓘ

Students by Grade Level and Gender

3rd Friday of September October 1st Child Count



Click the ⓘ icon next to the Data Quality Indicator to get in-line help about the graphs. This help is specific to each Collection that is selected.

- Enrollment Current vs. Count Date
- Attendance



Step 2: WISEdata Tasks

[Run Import & Validation in the WISEdata Portal.](#) This will import the data from WISEdata Ed-Fi into the WISEdata Portal and then run validations.

- If the Import & Validation job is not manually queued, it runs for all agencies around 5pm.

Data isn't current and/or records are pending validation for 2022-2023 School Year. Click the 'Queue Import & Validation' button to initiate processing

Queue Import & Validation

Validation Run Status - Pending [Projected Start : 9/21/2022 3:30:12 PM]

Validation Last Run - 9/20/2022 7:55:41 PM

Validation Year: 2022-2023

Notify me when validation is completed ⓘ



Step 2: WISEdata Tasks

- A validation request is queued with a projected time of processing; look to see that validation has completed... or use the email feature!
- This can be requested from either the Home page or the Validation Messages page



Step 2: WISEdata Tasks

- Once the validation step is complete, [review data quality metrics and validation errors](#) in the WISEdata Portal on the Validation Messages page.
- Repeat as necessary.



Step 2: WISEdata Tasks

- In your vendor system, correct the data containing validation errors and warnings.
 - Visualize the numbers of errors & warnings on the Data Quality page and utilize the metrics to look for odd or unusual patterns.
 - Prioritize critical errors. Data with critical validation errors may not be loaded to WISEdash or otherwise will have a large impact on your resulting data.
 - In the WISEdata Portal--Validation Messages page, utilize the **Validation Category filter** to focus on validations relating to topics the snapshot is capturing for the selected School Year.



WISEdata Portal: Validation Messages

Clear Grid Filter Expand All Collapse All Export

Errors Unacknowledged Warnings

	Code	Message	Total
▶	6868	Services missing from sLIPA for a student with ELP Code 1-5	2
▶	7052	Missing economic disadvantaged characteristics	2
▶	6394	Birth date does not match the current value in WISEid.	3
▶	6469	Enrollment overlap occurred. Review required	2
▶	6577	Invalid Exit Type for Expected Transfer with no evidence of move.	1
▶	6719	Exit Type, 'Transfer to another school covered by WISEdata; known to be continuing' (TC), should be used, as DPI has evidence of subsequent enrollment.	4
▶	6818	Student section begin date is outside the enrollment period.	16
▶	7110	Food Service Program begin or end date is not within the DPI school year	1
▶	6374	This enrollment period overlaps another enrollment period or is totally encompassed within another enrollment period. This enrollment is invalid. The enrollment must either be removed or revised such that it is not overlapping with or entirely encompassed within another enrollment period.	7
▶	6396	The first name OR last name OR suffix of the student does not match the value in WISEid.	2
			Total: 235

- ~200 validation rules
- User can manually trigger validation, or it runs overnight
- [List of Validations](#)



Critical icon indicates a severe error that will greatly impact snapshot data



Error icon indicates data is submitted incorrectly



Warning icon indicates something may be wrong with the submitted data but not necessarily

Click the black  icon to see more information about the validation!



WISEdata Portal

Student Detail Example: Student

School Year 2021 - 2022

Expand All Collapse All

Demographics

Parent/Guardian

Enrollments

	Enroll Date	Exit Date	District / Agency	School	PrimarySchool	Enrollment Type	Grade Level	Included in 3rd Fri Sept count	Included in Oct 1st Child Count	Overlapping Enrollment
▼	09/01/2021	06/03/2022			True	Primary	08	True	True	Not Set

Validation Messages

- **Error 6719 Q** - Exit Type, 'Transfer to another school covered by WISEdata; known to be continuing' (TC), should be used, as DPI has evidence of subsequent enrollment. ⓘ
- **Unacknowledged Warning 6769 Q** - Enrollment exists for the student, but the student has 'Zero' student Section Associations. ⓘ [Acknowledge](#)

General

GradeLevel: 08

ActualDaysAttendance: 173.5

PossibleDaysAttendance: 178.0

EffectiveBeginDate: 09/01/2021

EffectiveEndDate: 06/03/2022

Create Date: 8/18/2021 4:40:50 PM

Last Modified Date: 6/6/2022 8:30:25 AM



WISEdata Portal Exports

Exports

- Multiple export files
- Tool to view data comparisons
- Files for each data collection

Exports				
Category Type ↑	Export Type ↑	Description		
All Enrollment	Mass Enrollment Export	All student enrollments	Download	Definitions
All Enrollment	Pupil Count Mass Export	All pupil count enrollments	Download	Definitions
Attendance - YE	Attendance - YE	Attendance data for primary enrollments	Download	Definitions
Enrollment - 3rd Friday September	Enrollment - 3rd Friday September	Student enrollment records submitted by your district that cover the 3rd Friday of September.	Download	Definitions
High School Completion	High School Completion	Student enrollment records exited as high school completion with academic record submitted	Download	Definitions
Programs	Student School Food Service Program Associations	Student School Food Service Program Associations with at least one association existing for each student enrollment. The program association includes an indication of whether or not the student receives full-priced, reduced-priced, or free lunch under the National School Lunch Program (NSLP) or has an unknown eligibility status. This must be reported for all students regardless of whether or not the school participates in the NSLP.	Download	Definitions
Student Demographics	Student Characteristics	Demographic data for enrolled students	Download	Definitions
Validation Message	Validation Message - Demographics, Enrollment and Academic record	This export shows the validation message code and additional details required to troubleshoot the errors and warnings that fall under demographics, enrollment, year-end, attendance and high school completion. If the rule only requires enrollment information to fix the error this export will only include details for those enrollment columns. If the error or warning may be resolved by changing either enrollment or demographics information, then this export includes details for both the enrollment and demographics related columns	Download	Definitions
Validation Message	Validation Messages	This export includes all validation messages that currently exist for the selected school year.	Download	Definitions

« 1 »

1 - 9 of 9 items



Step 2: WISEdata Data Quality Alerts

- To cut down on the number of data quality emails from the Customer Services team, Data Quality alerts are displayed in WISEdata Portal.

Alerts - There are 2 system alerts and 1 unacknowledged data alerts. [Learn More](#)

- Click the 'Learn More' button to be taken to the Alert page to see the details.



Step 2: WISEdata Data Quality Alerts

Follow the instructions in the alert to investigate, review, and/or correct your data.

Data Quality Alerts

Important Information

To acknowledge the alert in the following list will identify to DPI that your District or School (1) has reviewed the alert text, (2) agrees to review the data in question in the alert, and (3) agrees to correct locally and push to WISEdata any necessary updates to data. Alert messages are as of the date noted and do not refresh as corrected data is pushed to WISEdata. Use the review tasks outlined in the alert to resolve corrected data.

Unacknowledged

Expulsion data are missing for 2019-20. Your district was identified by the Data Warehouse and Decision Support as having either zero expulsions or no discipline data in the data warehouse for 2019-20 as of 08/21/2020. Review in WISEdash for Districts the Discipline Snapshot dashboard for more information.

Acknowledge

Acknowledged

Attendance data needs review in some schools for 2019-20. One or more schools within your district were identified by the Data Warehouse and Decision Support as having large increase in actual days of attendance in the data warehouse for 2019-20 as of 08/21/2020. Review in WISEdash for Districts the Attendance Snapshot dashboard for more information.

Unacknowledge



Step 2: WISEdata Data Quality Alerts

- Acknowledge the alert once you follow the Instructions in the Important Information section of the page.
- Only the Primary or Secondary WISEdata contact can acknowledge the alerts.

Important Information ✕

To acknowledge the alert in the following list will identify to DPI that your District or School (1) has reviewed the alert text, (2) agrees to review the data in question in the alert, and (3) agrees to correct locally and push to WISEdata any necessary updates to data. Alert messages are as of the date noted and do not refresh as corrected data is pushed to WISEdata. Use the review tasks outlined in the alert to resolve corrected data.



Step 2: WISEdata Tasks

- Make sure that all errors are resolved and warnings either acknowledged or resolved prior to a snapshot.
- In addition to the Data Quality Alerts in WISEdata Portal, pay attention to notifications from the DPI Customer Services Team. They are doing several operational data quality checks and may be reaching out to you to help you with specific issues they find, especially in the 6-8 weeks leading up to the snapshot.



Snapshot Preparation Summary

Use WISEdata regularly.

- You and your team should be checking the WISEdata Portal weekly, if not daily.
- It's critical that this is a team process, not just one person in the office.

Remember!

Frequent, regular review means less burden at snapshot time.

Use WISEdata in preparation for a snapshot.

- In the 6-8 weeks prior to a snapshot, review the data weekly.
- Include anyone who has reason to use or know about the data: assessment, accountability directors, principals, food service directors, special ed directors, etc.



Step 3: WISEdash Extracts

WISEdash Extracts

School Year 2022 - 2023

Data As Of: 9/29/2022 10:29:01 PM

Category Type	Export Type	Description		
High School Completion	Graduation & HS Completion Rate	This report shows students included in the numerator and denominator of the Graduation Rate (Regular Diploma) and High School Completion Rate. For detailed information on calculating the rate from this report review the 'Details' link to the right of the 'Download' button.	Download	Details
High School Completion	Graduate Future Cohorts	This report shows the cohort for high school completion in which a student is placed based onto grade level and school year of first entry into high school. For detailed information on this report review the 'Details' link to the right of the 'Download' button.	Download	Details
Dropouts	Dropout Rate	This report shows student records which are included in the numerator and denominator of the annual dropout rate. For detailed information on how to calculate dropout rate from this report review the 'Details' link to the right of the 'Download' button.	Download	Details
Attendance	Absenteeism	This report shows student status regarding chronically absenteeism under the WI state definition. For detailed information on the definition of Chronically Absent and calculating the rate from this report review the 'Details' link to the right of the 'Download' button.	Download	Details
Enrollment	Enrollment Certified Economic Data Change	This report lists students included in the certified Third Friday of September enrollment who were affected by the Statewide 2020-21 TFS Enrollment Economic Status Data. Disclaimer.	Download	



Step 4: WISEadmin Portal

Are you a District Administrator or DSA?

Log into WISEhome and select “WISEadmin Portal”



WISEadmin Portal

- WISEadmin Portal gives administrative users, such as District or Choice administrators, a centralized location for reviewing administrative snapshot acknowledgments, agency contacts, and key performance indicators.
- WISEadmin Portal also includes the process for submitting data errata letters.



WISEadmin Portal

Please go to the Data Reporting and Snapshot page to complete the Acknowledgment for snapshot

Snapshot Calendar

[Click Here](#)

Review key deadlines and the official snapshot dates for the school year.

Agency Contacts



[Click Here](#)

Review agency staff identified as contacts for WISEid, WISEdata and WISEstaff.

Administrator Acknowledgment

[Click Here](#)

Acknowledge agency responsibility for the submission of timely and accurate data. Additionally acknowledge data sharing for value added services.

Snapshot Acknowledgment  Data use for research 

Immunization data sharing  Digital Equity & Student Address 



WISEdash Key Performance Indicators

[Click Here](#)

Review multi-year education data about Wisconsin schools via WISEdash data portal dashboards.

Data Errata

[Click Here](#)

Notify the Department and provide description and evidence of misreported or erred data included in a prior snapshot or data collection.

Local Assessment Data Sharing Agreement

[Click Here](#)

Acknowledge the local assessment single data sharing agreement. By acknowledging the agreement agency agrees to have the data transmitted to DPI by the vendor.



WISEadmin: Administrator Acknowledgement

On the Administrator Acknowledgment page, you can review your responsibilities as district administrator over snapshot duties, as well as which contacts have acknowledged each data snapshot.

Data Snapshot Acknowledgment

Each year WISEdata contacts are asked to acknowledge that data will be submitted accurately by the snapshot date. Below you will find information on if your WISEdata contacts have completed the acknowledgment yet for this school year or not. For any areas not acknowledged please follow-up with your data team.

Snapshot - Winter

SY:2021-2022 3rd Friday September Enrollment

Not Acknowledged [Contacts](#)

SY:2021-2022 October 1st Child Count

Not Acknowledged [Contacts](#)

SY:2020-2021 Graduation, Dropout, Discipline and Attendance

Acknowledged by 

Snapshot - Spring

SY:2020-2021 Spring Student Demographics

Acknowledged by 



Administrator Acknowledgement

At the bottom of the page, fill out the Data Quality Acknowledgment form to acknowledge your administrative responsibilities for the snapshot, click the check box, then click **Submit**.

Data Quality Acknowledgment

First Name

Last Name

Email

Phone Number

Ext.

As the District Administrator I acknowledge that I have read and understood the information above and will collaborate with district contacts on the snapshot



WISEadmin: Snapshot Calendar

WISEdata Events - Month

The Snapshot Calendar tile is a quick link to the snapshot calendar on the DPI website so you can quickly check on upcoming important dates for annual snapshots.

November 2022

Sun	Mon	Tue	Wed	Thu	Fri	Sat
30	31	<u>1</u> PowerSchoc WISEstaff User WISE User	<u>2</u> New User Career	<u>3</u> CTE Data	4	5
6	<u>7</u> Regional	<u>8</u> WISEstaff User WISE User	9	10	11	12
13	<u>14</u> Regional	<u>15</u> Wisconsin Regional WISEstaff User WISE User New Career	<u>16</u> Snapshot Prep Snapshot Prep	<u>17</u> Career	18	19
20	<u>21</u> Regional	<u>22</u> Regional WISEstaff User WISE User	23	24	25	26
27	28	<u>29</u> WISEstaff User WISE User	30	1	2	3



Step 5: Final Tasks

Collection Acknowledgment

- [Acknowledge](#) each data collection in the WISEdata Portal before the snapshot of that particular data collection.
- Acknowledgments are important to ensure you have taken all the steps needed to send DPI correct data.



Final Tasks

Final Days Prior to Snapshot

- Double check that **your errors and warnings are resolved**. Even though all errors may be resolved at one point, check daily in the time before the snapshot-- changes other agencies make may change your data!
- Double check that you have **enrollment for all schools and in all grade levels in WISEdata** for both the current year and the prior year.



Final Tasks

Some common issues to watch for include:

- Economic Disadvantaged status
- TFS Inclusion status
- Choice Participant Indicator
- ELL status



Final Tasks

WISEdata Annual Tasks Checklist

<https://dpi.wi.gov/wisedata/schools/annual-tasks-checklist>



Final Tasks

- **Snapshot Preparation Help Docs**
 - [Knowledge Base Articles \(KBAs\)](#)
 - [Mini Tutorials](#)
 - [Snapshot Preparation Guidance](#) webpage
- **Notifications from the DPI Customer Services Team**
 - ~6-8 weeks before snapshot DPI will begin program area data quality checks and may find specific issues to reach out to you on.
 - Review [Data Quality alerts](#) in WISEdata Portal
- **Help Tickets**
 - [Create a help ticket](#), so the DPI Customer Services Team can help you resolve issues, including those that may be vendor related.



Post-Snapshot

Data Errata Letters

- Once the snapshot is taken the data in the WISEdash database cannot be changed.
- Data errors after snapshot are addressed with a Data Errata Letter submitted via the WISEadmin Portal.
- Remember: no PII!
- The most common issues are enrollment, for example TFS counts and Choice Participant, or demographics therein (ELL, Econ Disadv, etc.).
- More info: <https://dpi.wi.gov/cst/data-collections/data-errata>



Data Privacy

Data Privacy Resources

- Select Data Privacy from <http://dpi.wi.gov/wise/data-privacy>

Data privacy is of the utmost priority to us, and we take it very seriously.



Helpful Resources

[WISEdata Annual Tasks Checklist](#): An organized checklist of items that need to be completed for WISEdata reporting annually.

[WISEdata Flyer](#): High level overview describing how WISEdata has improved our data collection process, data quality, and system integration.

[Info for Schools](#): Basics of getting started with WISEdata

[WISEdata Help](#): Links to WISE help pages and useful resources

[Data Elements](#): List of links to all WISEdata data elements and their descriptions, uses, and codes

[Knowledge Base Articles](#): Useful articles on validations and other related topic

[Google+ Community](#): WISEdata community to view and post questions and comments to fellow users



Getting Help

- **WISEhome / WISEsecure Help Ticket**
 - <https://dpi.wi.gov/wise/secure-home-info/wiseshome-wisecure-help-ticket>
- **Help Ticket for WISEdata**
 - <https://dpi.wi.gov/wisedata/help/request>



Giving Feedback

- **Within most DPI applications you can**
 - provide feedback directly.
 - enter a new suggestion.
 - vote on suggestions made by other people.

feedback.dpi.wi.gov



Thank You!

Thanks for all that you do!



Questions

Q&A Document:

